

GLUBRAN[®]2**Guidelines for using**

Careful preliminary angiographic examination
Identification of the afferent and collateral vessels and any eventual AV fistulas, with oblique and cranio-caudal projections



Selective and superselective catheterisation
of the area to be embolised

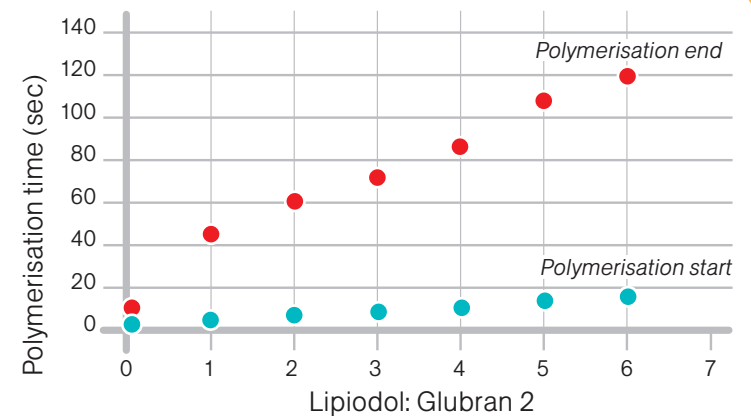


Careful hemodynamic evaluation




Dilute with Lipiodol:


- a) To delay the Glubran 2 polymerisation start time
- b) To make it radiopaque



Mix the two compounds uniformly
immediately before injection
(with a 2-way resistant plastic tap
or in a steel bowl)



Wash the catheter with glucose solution



Inject slowly

- microbolus of 0.1-0.3 ml of mixture > push with glucose ("sandwich" technique)
- a single injection continuously



Remove the catheter

(quickly and immediately after the injection, if it was not performed
the "sandwich technique" with glucose)



Eventual check with c.m. at least two minutes later

Warning: do not use Glubran 2 with polycarbonate or silicone materials

GEM s.r.l.

via dei Campi 2 - PO Box 427
55049 Viareggio (LU) Italy
tel. +39 0584 389784/391388 fax +39 0584 397904
www.gemitaly.it - info@gemitaly.it

GEM